

## **CHAPTER IV**

### **RESULT, FINDINGS AND RESEARCH DISCUSSION**

This chapter presents the data exposure, finding and discussion of research. The data collected from the observation and interview which are discussed based on the theory and concept from the previous chapter. This chapter is presented based on the research focus stated in the first chapter.

#### **A. Research Result**

To find case subject in the implementation of English teaching method on the English private course. There are two students of IAIN Madura sixth semester informed to the researcher that there is one of an English course that applied a private learning method. So then the researcher conducted interviews to the both students to get more information on the implementation of English teaching method on the English private course. Both students followed that private English course that is conducted by three students of IAIN Madura namely. Shofiyah Rahman who taught in vocabulary class, ach. Fauzi who taught in Grammar class and ach. Wazil who taught in speaking class.

According to the information above, those tutors have different methods in teaching private English course. Thus, through that information the researcher determined three names of the tutors in that private English course; they are Shofiyah Rahman, Ach. Fauzi and Ach, Wazil as the subject of the case to be sampled.

Firstly, Shofiyah Rahman is one of the tutor at the private English course. He was the sixth semester when he was teaching the private English

course but now he was graduated from IAIN Madura at 2021 November ago. According to the information obtained from the interviews. He was teaching in Vocabulary class and he was using direct method in conveying his materials to his students.

Second, Ach. Fauzi is also as the English tutor of English private course, he was sixth semester when teaching both students. He was teaching in Grammar class with his method namely Grammar Translation Method.

The last tutor is Ach. Wazil, he was teaching in Speaking Class with his method namely Audio Lingual Method applied for students in learning Speaking subject.

After the researcher found the subject case, so absolutely in the next action, the researcher carried out the observations and interviews to those tutors. This thing was done to know the way how the tutors implement the English teaching method on the English private course, and also to know kinds the method of learning in teaching English in private course model.

## **B. Research Findings**

This chapter presents the finding and discussion of research. The data collected from the observation and interview which are discussed based on the theory and concept from the previous chapter. This chapter is presented based on the research focus stated in the first chapter.

## **1. The Implementation of Audio Lingual Method in Teaching English Method on English Course**

The audio-lingual method is a style of teaching used in teaching foreign language. It is based on behaviourist theory, which postulates that certain traits of living things, and in this case humans, could be trained through a system of reinforcement. The correct use of a trait would receive positive feedback while incorrect use of that trait would receive negative feedback. This approach to language learning was similar to another, earlier method called the direct method. Like the direct method, the audio-lingual method advised that students should be taught a language directly, without using the students' native language to explain new words or grammar in the target language. However, unlike the direct method, the audio-lingual method did not focus on teaching vocabulary. Rather, the teacher drilled students in the use of grammar. According to the Teaching English British Council, drilling is a key feature of audio-lingual approaches to language teaching which emphasizes repeating structural patterns through oral practice. The objective of drilling is for the student to develop good pronunciation habits.

In the implementation of this English method, here are the results of the observations that the researcher got from three tutors with different subject and different method of teaching private course.

The researcher did the observation on Monday, 3<sup>rd</sup> of May 2021. It started from 07:30 until 09:30.<sup>1</sup> In this case, the researcher was a passive participant because the researcher just becomes an observer without becoming involved in the teaching and learning process. In this item to get data, the instruments used by the researcher are observation guideline, interview guideline, and documentation.

In this observation, the researcher firstly observed Shofiyan Rahman as the English tutor in the English Private Course, he was using Direct Method. In this teaching and learning process, there were three steps in the implementation of English teaching method on the English private course pre-teaching, main teaching and post teaching. Those steps would be explained by the researcher as follows:

- a. The English teacher did preparation before teaching.

The teacher always did preparation such as this conversation:

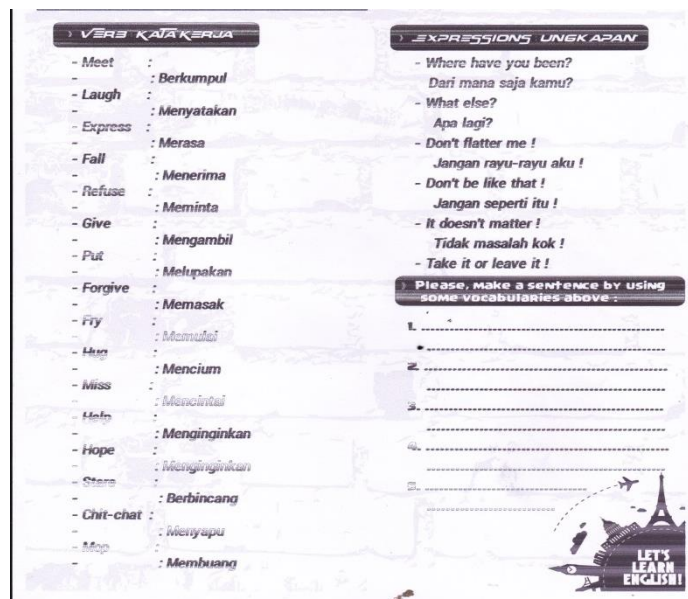
Teacher : Assalamulaikum Wr Wb  
Students : Waalaikumussalam Wr Wb  
Teacher : How are you today guys?  
Students : We are fine sir and you?  
Teacher : I am fine too guys. Okay, before we start this class, let's start by reciting al-basmalah.

- b. The teacher give the explanation about the materials

Teacher : Okay now, we will learn vocabularies about daily activities.  
Students : Okay sir.  
Teacher : Now, please fulfil the blank area of this vocabularies paper.

---

<sup>1</sup> The observation to English tutor in teaching Vocabulary class was on Monday, 10<sup>rd</sup> March 2021. It was started from 07:30 until 09:30.



Students : Okay sir, we will do it.  
 Teacher : Are you done guys?  
 Students : Yes sir, have done!

- c. After all the students fulfilled all the blank area of the paper, then the teacher ask one by one to answer every blank from the paper given. After words, the teacher started to use his theory of teaching vocabulary that is by using drilling method. It is aimed to make the students remember the vocabularies easier than usual.

Teacher : Okay everyone, now we will read it together but before that, I hope you follow instruction as usual, when I say "Repeat after me" please say "yes sir"  
 Student : Okay sir.  
 Teacher : Repeat after me!  
 Students : yes sir!

- d. In this section, all students follow the teacher's instruction until the students really know how they pronounce the vocabularies in right pronouncing, also the teacher modified this theory by mixing language as below.

Teacher : Okay, now if I say the vocabularies in Bahasa, so you should say in English as in the paper. In order, you can have a good a memory.

Students: Yes sir!

- e. In the next time, the teacher gave the students a task to do at home that is to memorize the vocabularies just now. And it should be submitted to the teacher.

Teacher : Alhamdulillah, we have done all the materials today. I hope this teacher become a blessed activities for us. aamiin.

Students : Aamiin.

Teacher : Please, remember guys to memorize it at home and submit it tomorrow to me guys.

Students : Okay sir.

- f. And finally in this part, the teacher closed the teaching and learning process.

Teacher : Let's close our meeting today by reciting *al hamdalah* together.

Students : *Alhamdulillah Robbil Alamien*

Teacher : Okay guys, maybe those all what I can deliver to you all. The last I say Wassalamualaikum Wr Wb.

Students : Waalaikumussalam Wr Wb



## **2. The Implementation of Grammar Translation method in Teaching English Method on English Course**

The grammar translation method, or classical method, is a traditional teaching technique that was used to teach Latin and Greek and was particularly in vogue in the 16th century. The focus was then on the translation of texts, grammar, and rote learning of vocabulary. There was no emphasis on speaking and listening comprehension because Latin and Greek were taught more as academic subjects than as means of oral communication. The method is still common in many countries and institutions around the world and still appeals to those interested in languages from an intellectual or linguistic perspective. However, it does little to improve your ability to use the language for oral communication. The result from this observation can be shown that the tutor used grammatical translation method. This method is classical method, or is a traditional teaching technique. The focus was then on the translation of texts, grammar, and rote learning of vocabulary.

This observation was conducted on Monday, 3<sup>rd</sup> of May 2021. It started from 10:00 until 11:30.<sup>2</sup>In this part of observation, the method of teaching is different with the method that was used by Mr. Shofiyah Rahman taught in vocabulary class, because in this method the tutor used a Grammatical Translation method, where this method is focused on how

---

<sup>2</sup> The observation to the English tutor in teaching Grammar was on Monday, 10<sup>th</sup> March 2021. It was started from 10:00 until 11:30.

the students can translate the language easily whether English to Bahasa or vice versa.

And the steps of this teaching is the same with above. There are three steps of implementations as below:

a. The English teacher did preparation before teaching.

The teacher always did preparation such as this conversation:

Teacher : Assalamualaikum Wr Wb  
 Students : Waalaikumussalam Wr Wb  
 Teacher : How are you today guys?  
 Students : We are good sir and you?  
 Teacher : I am pretty well too guys. Okay, before we are going to start this class. Let's start by reciting al-basmalah together.

b. The teacher gave the explanation about the materials

Teacher : Okay now, we will learn Grammar subject today about the usage of Can.  
 Students : Okay sir.  
 Teacher : Okay now, please look to the PPT in front of you.



Students : Okay sir.  
 Teacher : Now, if I say “Can you go to Bali?”  
 Then you should choose “YES and follow the form of the answer above for example:  
 A = Can you go to Bali?  
 B = Yes, I can go to Bali



If your answer is “NO” so this the form of the answer:

B = No, I cannot go to Bali

So now, Do you understand the instruction?

Students : Yes sir, I understand the instruction!

- c. After all the students follow the tutor’s instruction so then the tutor gave the instruction to the student by mixing his language whether English to Bahasa or vice versa. This method is according to the grammatical translation teaching method, where the function is that to make the students can translate the language well. In this part, the tutor drilled the student many times in order that students can get the material well.

Teacher : Bisakah anda menaruh pena?

Student : Can you put pen?

Teacher : Ya, saya bisa menaruh pena.

Student : Yes, I can put pen.

- d. And finally in this part, the teacher closed the teaching and learning process and also encouraged the student to be more spirit in learning English.

Teacher : Okay my students, I hope you can understand the materials well and also be spirit in learning. Never give up but always spirit up in reaching your dreams. Remember, never say “I cannot do it” but say “I can do it” because if you never try, you will never know. So try!



Students : Yes sir! Thank you for the motivation  
Teacher : You are welcome, maybe those all what I can deliver to  
you all. The last I say Wassalamualaikum Wr Wb.  
Students : Waalaikumussalam Wr Wb

### **3. The Implementation of Direct Method in Teaching English Method on English Course.**

The direct method of teaching, which is sometimes called the natural method, and is often (but not exclusively) used in teaching foreign languages, refrains from using the learners' native language and uses only the target language. Communicative Language Teaching Method The focus of this method is to enable the learner to communicate effectively and appropriately in the various situations she would be likely to find herself in. The direct method of teaching, which is sometimes called the natural method, and is often used in teaching foreign languages, refrains from using the learners' native language and uses only the target language. Speaking class must be called as active class because all students must be able to speak English each other with their friends. In this case, the researcher started the observation according to the schedule of the class that is from 15:00 until 16:30. For this subject, the teaching and learning process was led and taught by Mr. Achmad Wasil, he is an English tutor that taught in Speaking class.

The method of teaching used by Mr. Achmad Wasil was direct method, where in this method the teacher must be creative to determine the materials of teaching and learning process in the class. When the observer came to the class, the discussion of the material was about hot

news that happened to in the world that is about the Spread of Corona Virus Disease 2019 or COVID'19. For this method is a little bit different with Grammatical Translation or even Vocabulary method. But, for the steps of teaching process is the same, as like pre-teaching, main teaching and post-teaching, and here the way the teacher taught his students as below :

- a. The English teacher did preparation before teaching.

The teacher always did preparation such as this conversation:

Teacher : Assalamulaikum Wr Wb

Students : Waalaikumussalam Wr Wb

Teacher : Good afternoon guys!

Students : Good afternoon too sir!

Teacher : How's life guys?

Students : I am good sir, and how about you sir?

Teacher : I am great guys. Okay, before we are gonna to start this class. Let's start this by reciting al-basmalah together.

- b. The teacher started the explanation to the student

Teacher : Okay guys. Now all countries in the world are having troubles that can attack their health, you have known right that our country and the other countries in the world are facing with the horrible disease namely Corona Virus Disease 2019 or called by COVID'19. Because of this disease, there were many people got dying by the fast spread of this disease. Therefore, we must be careful with this disease. So now, with my explanation just now. I want to invite you to discuss about this case as like how do we avoid from this disease and what should we do during this covid'19? So now, let's start! Speak up!

Students : Okay sir. As we know that this disease is very dangerous right! Actually the trouble maker of this disease is from people that is not clean in eating some foods. So that, they are infected with the germs of their foods.

Teacher : What should we prevent this disease guys?

Student : According to the instruction from the government, to apply the quarantine in every house of us. In order that the people who get infected from the disease cannot spread his/her infection to the other people.

Teacher : So what should you do at home guys?

- Students : Absolutely, we have to get used in keeping our body by having some exercises, wash our hand after doing some activities, and always wear a mask wherever we want to go.
- c. After the student did the direct conversation above so then the teacher closed the class but before ending the class the teacher asked the student to give the conclusions.
- Teacher : Okay guys, let's close this class but before that I want you to take the conclusion from this discussion.
- Student : Okay sir, the conclusion of this discussion is that we have to keep our health, started paying attention to the foods that we will eat and always wear our mask during this disease still does not end. Maybe those all the conclusion from this discussion sir.
- Teacher : Alhamdulillah, that's very great performance! Okay guys, we have done our learning. Let's close our meeting this beautiful afternoon by reciting Al-Hamdalah together.
- Student : Alhamdulillahirobbil alamien.
- Teacher : May what we have discussed can give good impact for us, aamiin. The last I say Wassalamualaikum Wr Wb.
- Student : Waalaikumussalam Wr Wb



### C. Research Discussion.

Based on the finding of research on students who got wrong major in the process of learning English which was obtained from the results of observations, interviews, and documentation studies.

Furthermore, researchers will conduct discussions that will be linked to relevant theories to answer research questions.

### **1. The Implementation of Audio Lingual Method in Teaching English on English Private Course**

In the implementation of this English method, here are the results of the observations that the researcher got from three tutors with different subject and different method of teaching private course.

The researcher did the observation on Monday, 3<sup>rd</sup> of May 2021. It started from 07:30 until 09:30.<sup>3</sup> In this case, the researcher was a passive participant because the researcher just becomes an observer without becoming involved in the teaching and learning process. In this item to get data, the instruments used by the researcher are observation guideline, interview guideline, and documentation.



In this observation, the researcher firstly observed Shofiyan Rahman as the English tutor in the English Private Course, he was using

---

<sup>3</sup> The observation to English tutor in teaching Vocabulary class was on Monday, 10<sup>rd</sup> March 2021. It was started from 07:30 until 09:30.

Direct Method. In this teaching and learning process, there were three steps in the implementation of English teaching method on the English private course pre-teaching, main teaching and post teaching. Those steps would be explained by the researcher as follows:

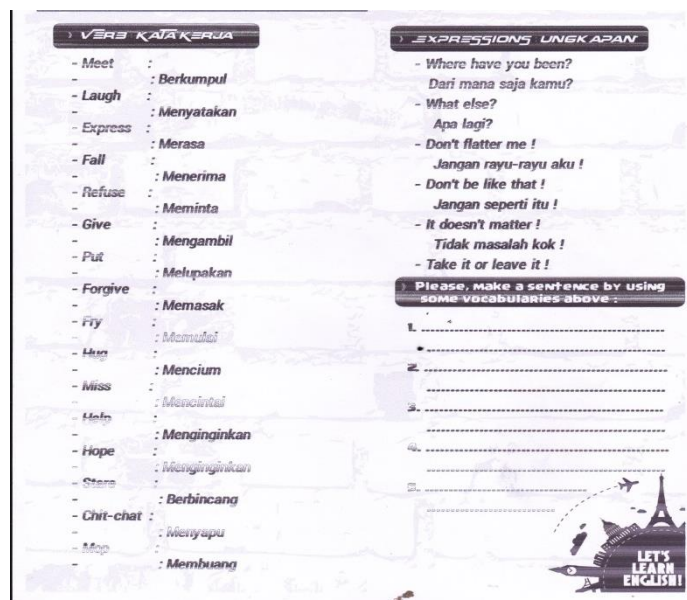
The English teacher did preparation before teaching.

a. The teacher always did preparation such as this conversation :

Teacher : Assalamualaikum Wr Wb  
 Students : Waalaikumussalam Wr Wb  
 Teacher : How are you today guys?  
 Students : We are fine sir and you?  
 Teacher : I am fine too guys. Okay, before we start this class, let's start by reciting al-basmalah.

b. The teacher give the explanation about the materials

Teacher : Okay now, we will learn vocabularies about daily activities.  
 Students : Okay sir.  
 Teacher : Now, please fulfil the blank area of this vocabularies paper.



Students : Okay sir, we will do it.

Teacher : Are you done guys?

Students : Yes sir, have done!

- c. After all the students fulfilled all the blank area of the paper, then the teacher ask one by one to answer every blank from the paper given. After words, the teacher started to use his theory of teaching vocabulary that is by using drilling method. It is aimed to make the students remember the vocabularies easier than usual.

Teacher : okay everyone, now we will read it together but before that, I hope you follow instruction as usual, when I say “Repeat after me” please say “Yes Sir”

Student : Okay sir.

Teacher : Repeat after me!

Students : Yes Sir!

- d. In this section, all students follow the teacher’s instruction until the students really know how they pronounce the vocabularies in right pronouncing, also the teacher modified this theory by mixing language as below.

Teacher : Okay, now if I say the vocabularies in bahasa, so you should say in English as in the paper. In order, you can have a good a memory.

Students : Yes sir!

- e. In the next time, the teacher gave the students a task to do at home that is to memorize the vocabularies just now. And it should be submitted to the teacher.

Teacher : Alhamdulillah, we have done all the materials today. I hope this teacher become a blessed activities for us..aamiin.

Students : Aamiin.

Teacher : Please, remember guys to memorize it at home and submit it tomorrow to me guys.

Students : Okay sir.

f. And finally in this part, the teacher closed the teaching and learning process.

Teacher : Let's close our meeting today by reciting *al hamdalah* together.

Students : *Alhamdulillah Robbil Alamien*

Teacher : Okay guys, maybe those all what I can deliver to you all. The last I say Wassalamualaikum Wr Wb.

Students : Waalaikumussalam Wr Wb.

From the result of the observation in Vocabulary class taught by Mr. Shofiyan Rahman. It can be known that he was one of method of teaching called as Audio Lingual Method. Audio lingual method is the audio-lingual method is a style of teaching used in teaching foreign languages.<sup>4</sup> And also in this method the tutor focused on to drill the student to vocabulary given. Because drilling is a key feature of audio-lingual approaches to language teaching which emphasizes repeating structural patterns through oral practice. The objective of drilling is for the student to develop good pronunciation habits.

## **2. The Implementation of Grammar Translation Method in Teaching English on English Private Course**

This observation was conducted on Monday, 3<sup>rd</sup> of May 2021. It started from 10:00 until 11:30.<sup>5</sup> In this part of observation, the method of teaching is different with the method that was used by Mr. Shofiyan Rahman taught in vocabulary class, because in this method the tutor used a Grammatical Translation method, where this method is focused on how

---

<sup>4</sup> Sri Wahyuni Bunga, "The Teachers' Method In Teaching English...", 19.

<sup>5</sup> The observation to the English tutor in teaching Grammar was on Monday, 10<sup>rd</sup> March 2021. It was started from 10:00 until 11:30.



the students can translate the language easily whether English to Bahasa or vice versa.



And the steps of this teaching is the same with above. There are three steps of implementations as below:

- a. The English teacher did preparation before teaching.

The teacher always did preparation such as this conversation:

Teacher : Assalamulaikum Wr Wb

Students : Waalaikumussalam Wr Wb

Teacher : How are you today guys?

Students : We are good sir and you?

Teacher : I am pretty well too guys. Okay, before we are going to start this class. Let's start by reciting al-basmalah together.

- b. The teacher gave the explanation about the materials

Teacher : Okay now, we will learn Grammar subject today about the usage of Can.

Students : Okay sir.

Teacher : Okay now, please look to the PPT in front of you.

Students : Okay sir.

Teacher : Now, if I say "Can you go to Bali?"

Then you should choose "YES and follow the form of the answer above for example :

A = Can you go to Bali?

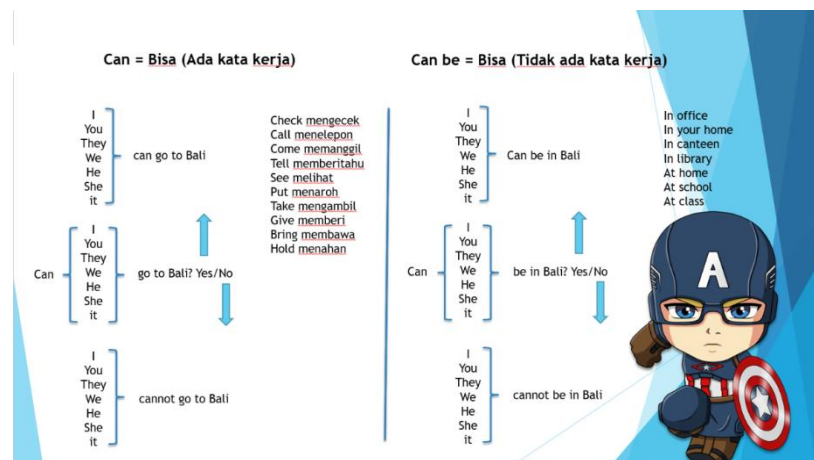
B = Yes, I can go to Bali

If your answer is "NO" so this the form of the answer :

B = No, I cannot go to Bali

So now, Do you understand the instruction?

Students : Yes sir, I understand the instruction!



c. After all the students follow the tutor's instruction so then the tutor gave the instruction to the student by mixing his language whether English to Bahasa or vice versa. This method is according to the grammatical translation teaching method, where the function is that to make the students can translate the language well. In this part, the tutor drilled the student many times in order that students can get the material well.

Teacher : Bisakah anda menaruh pena?  
 Student : Can you put pen?  
 Teacher : Ya, saya bias menaruh pena  
 Student : Yes, I can put pen.

d. And finally in this part, the teacher closed the teaching and learning process and also encouraged the student to be more spirit in learning English.

Teacher : Okay my students, I hope you can understand the materials well and also be spirit in learning. Never give up but always spirit up in reaching your dreams. Remember, never say "I cannot do it" but say "I can do it" because if you never try, you will never know. So try!  
 Students : Yes sir! Thank you for the motivation

Teacher : You are welcome, maybe those all what I can deliver to you all. The last I say Wassalamualaikum Wr Wb.  
Students : Waalaikumussalam Wr Wb

The result from this observation can be shown that the tutor used Grammatical translation method. This method is classical method, or is a traditional teaching technique. The focus was then on the translation of texts, grammar, and rote learning of vocabulary.<sup>6</sup>

### **3. The Implementation of Grammar Translation Method in Teaching English on English Private Course.**

Speaking class must be called as active class because all students must be able to speak English each other with their friends. in this case, the researcher started the observation according to the schedule of the class that is from 15:00 until 16:30. For this subject, the teaching and learning process was led and taught by Mr. Achmad Wasil, he is an English tutor that taught in Speaking class.



The method of teaching used by Mr. Achmad Wasil was direct method, where in this method the teacher must be creative to determine

---

<sup>6</sup> Sri Wahyuni Bunga, "The Teachers' Method In Teaching English...", 19.

the materials of teaching and learning process in the class. When the observer came to the class, the discussion of the material was about hot news that happened to in the world that is about the Spread of Corona Virus Disease 2019 or COVID'19. For this method is a little bit different with Grammatical Translation or even Vocabulary method. But, for the steps of teaching process is the same, as like pre-teaching, main teaching and post-teaching, and here the way the teacher taught his students as below :

- a. The English teacher did preparation before teaching.

The teacher always did preparation such as this conversation:

Teacher : Assalamulaikum Wr Wb

Students : Waalaikumussalam Wr Wb

Teacher : Good afternoon guys!

Students : Good afternoon too sir!

Teacher : How's life guys?

Students : I am good sir, and how about you sir?

Teacher : I am great guys. Okay, before we are gonna to start this class. Let's start this by reciting al-basmalah together.

- b. The teacher started the explanation to the student

Teacher : Okay guys. Now all countries in the world are having troubles that can attack their health, you have known right that our country and the other countries in the world are facing with the horrible disease namely Corona Virus Disease 2019 or called by COVID'19. Because of this disease, there were many people got dying by the fast spread of this disease. Therefore, we must be careful with this disease. So now, with my explanation just now. I want to invite you to discuss about this case as like how do we avoid from this disease and what should we do during this covid'19? So now, let's start! Speak up!

Students : Okay sir. As we know that this disease is very dangerous right! Actually the trouble maker of this disease is from people that is not clean in eating some foods. So that, they are infected with the germs of their foods.

Teacher : What should we prevent this disease guys?

Student : According to the instruction from the government, to apply the quarantine in every house of us. In order that the people who get infected from the disease cannot spread his/her infection to the other people.

Teacher : So what should you do at home guys?

Students : Absolutely, we have to get used in keeping our body by having some exercises, wash our hand after doing some activities, and always wear a mask wherever we want to go.

- c. After the student did the direct conversation above so then the teacher closed the class but before ending the class the teacher asked the student to give the conclusions.

Teacher : Okay guys, let's close this class but before that I want you to take the conclusion from this discussion.

Student : Okay sir, the conclusion of this discussion is that we have to keep our health, started paying attention to the foods that we will eat and always wear our mask during this disease still does not end. Maybe those all the conclusion from this discussion sir.

Teacher : Alhamdulillah, that's very great performance! Okay guys, we have done our learning. Let's close our meeting this beautiful afternoon by reciting Al-Hamdalah together.

Student : Alhamdulillahirobbil alamien.

Teacher : May what we have discussed can give good impact for us, aamiin. The last I say Wassalamualaikum Wr Wb.

Student : Waalaikumussalam Wr Wb.

From the result above, the tutor used Direct Method. The direct method of teaching, which is sometimes called the natural method, and is often used in teaching foreign languages, refrains from using the learners' native language and uses only the target language.