

CHAPTER IV

RESULT AND DISCUSSION OF RESEARCH

This chapter present the result and discussion of research. The data collected from the observation, interview, documentation which are discussed based one theory and concept from the previous chapter is presented on the research problem stated in the first

A. Finding of Research

In the result of research the researcher will describe qualitative research. The researcher will describe about the implementation of handwriting practice vidio's on the descriptive text at ten grade of MA Sumber Bungur Pamekasan.

To obtain the data related to the implementation of handwriting practice's vidio on the descriptive text at ten grade MA Sumber Bungur, the researcher observed teaching learning process at MA sumber Bungur, more precisely at the tenth grade class of ips 2 in MA Sumber Bungur. The researcher conducted this research start 8,15 and 22 february 2020,

1. The Implementation of Handwriting Practice's Vidio on The Descriptivetext at Ten Grade of Senior High School Sumber Bungur.

Based on the observation, the researcher observed in that school. The information was conducted by the researcher on 03 february, 10 february and 17 february 2020.

- The first meeting (3 february 2020)

The researcher come to the school at 6:40 on 8 february 2020. It was started on 6:45 o'clock until the time allocated 2x40 minutes.

The step of teaching learning process that the researcher observed of english club subject.

a. Pre-teaching

- 1) English teacher prepared the lesson plan before english teacher enter to the classroom.
- 2) The teacher prepared handbook
- 3) The teacher prepared laptop
- 4) The english teacher enter to the class at 06:45
- 5) The English teacher say greeting

Teacher	: Assalamualaikum Wr.Wb
Students	: Waalaikumsalam Wr.Wb
Teacher	: Good Morning
Students	: Morning sir
Teacher	: How are you today?
Students	: I am fine, and you?
Teacher	: I am very well thank you

- 6) The teacher give the good atmosphere in the classroom
- 7) The teacher asked the students to pray together
- 8) The teacher Check student attendance as a disciplinary attitude.

In the first meeting the result of this activities. The teacher did the activities very good, it means that the teacher gave best way in the pre-teaching before the teaching learning process was gun.

b. Whilst teaching


- 1) The first teacher give example of material “

Teacher : Who like write with handwriting” ?
 Students : “ me sir”

2) And the teacher explain about writing first



- 3) The teacher explain the process and element of writing
- 4) After that The teacher gives example of handwriting before continue to definition of handwriting
- 5) The Teacher explains about handwriting, Handwriting using vidio.



- 6) After showing a vidio about handwriting to students then the teacher ask students if they understand.

In the whilst teaching, the result is different with pre-teaching. It means that the teacher did the activity in the whilst-teaching good. The teacher explained the material well and give the example of the material

so that the students can understand the material, when the teacher give spirit to the students, they more spirit to write,

c. Post teaching

This section is the last point in teaching learning process based on the observation, the teacher closed the teaching activities by greetings and questions.

- 1) The teacher give reflection about the material

Teacher	: Any question about material today?
Students	: no sir
Teacher	: well, because the time is over, let's close this lesson with saying hamdalah together.
Students	: alhamdulillahirobbil alamin

- 2) the english teacher give the motivation to the students to study hard in studying english
- 3) the teacher closed the material by saying salam together.

Teacher	: see you to the next meeting, wassalamualaikum wr.wb
Students	: waalaikumsalam wr.wb

In the result of the activities the teacher did the activities in the post teaching “good enough” in this activity, the teacher closed the lesson by saying salam. See lesson plan.

From the three steps of the activities, the researcher can conclude that all of result of three steps the teacher did all the activities good. The researcher can conclude that the teacher is success in teaching writing and handwriting.

- The second meeting (10 february 2020)

It was the second meeting of this research. It was conducted by the researcher on february. It is also started at 06:45. The second meeting in teaching descriptive text using handwriting at the ten grade of MA Sumber Bungur Pamekasan also had three steps in the teaching learning process. Based on the steps in teaching and learning process of english descriptive text each steps will be explained by researcher as follow:

a. Pre-teaching

- 1) English teacher prepared the lesson plan before english teacher enter to the classroom.
- 2) The teacher prepared handbook
- 3) The english teacher enter to the class at 06:45
- 4) The English teacher say greeting

Teacher	: Assalamualaikum Wr.Wb
Students	: Waalaikumsalam Wr.Wb
Teacher	: Good Morning
Students	: Morning sir
Teacher	: How are you today?
Students	: I am fine, and you?
Teacher	: I am very well thank you

- 5) The teacher give the good atmosphere in the classroom
- 6) The teacher asked the students to pray together
- 7) The teacher Check student attendance as a disciplinary attitude.

In the second meeting the result of this this activities are same The teacher did the activities very good, it means that the teacher gave best way in the pre-teaching before the teaching learning process was gun

b. Whilst teaching


- 1) The teacher recalls the lesson explained at the first meeting

- 2) After that the teacher explain the material today but before continuing the material the teacher gives questions to students.

Teacher : who here likes to make up stories like diaries. Or make text?

Students : me sir

- 3) and the teacher explain the definition of descriptive text



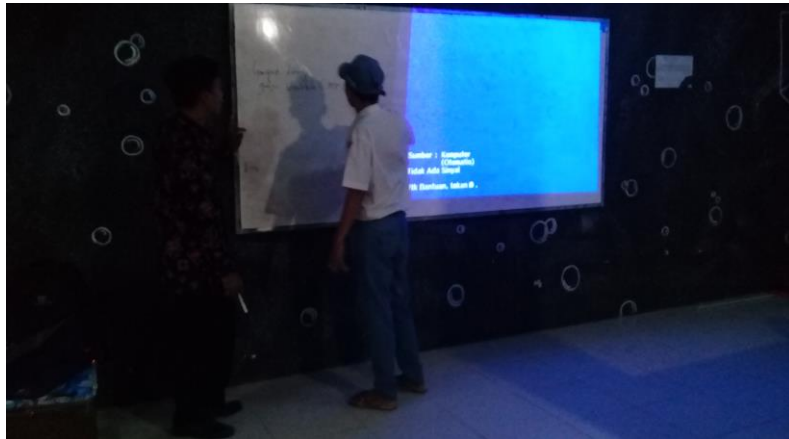
- 4) after that the teacher also explain the purpose, generic structure and example of descriptive text

- 5) The teacher tells students to make descriptive text. The purpose is to check how understood they are with this lesson.



- 6) After that the teacher tells them to collect their assignments and assess their assignments

- 7) After assessing students' assignments the teacher tells them to take the results of their assignments.
- 8) Finally the teacher asks one of students to make text using handwriting on the board to find out if they really understand and they understand.



In the whilst teaching, the result is the teacher did the activity in the whilst-teaching good. The teacher explained the material well and give the example of the material and also the teacher ordered students to make text descriptive so that the students can understand the material,

c. Post teaching

This section is the last point in teaching learning process based on the observation, the teacher closed the teaching activities by greetings and questions.

- 1) The teacher give reflection about the material

Teacher	: Any question about material today?
Students	: no sir
Teacher	: well, because the time is over, let's close this lesson with saying hamdalah together.
Students	: alhamdulillahirobbil alamin

- 2) The english teacher give the motivation to the students to study hard in studying english and don't forget to practice making text at home.
- 3) The teacher closed the material by saying salam together.

Teacher : see you to the next meeting,
wassalamualaikum wr.wb
Students : waalaikumsalam wr.wb

From the three steps of the activities, the researcher can conclude that all of result of three steps the teacher did all the activities good. The researcher can conclude that the teacher is success in teaching descriptive text and the teacher closed the lessso by saying salam.

- The third meeting (17 february 2020)

a. Pree teaching

- 1) English teacher prepared the lesson plan before english teacher enter to the classroom.
- 2) The teacher prepared handbook
- 3) The english teacher enter to the class at 06:45
- 4) The English teacher say greeting

Teacher : Assalamualaikum Wr.Wb
Students : Waalaikumsalam Wr.Wb

- 5) The teacher give the good atmosphere in the classroom
- 6) The teacher asked the students to pray together
- 7) And then the english teacher says

Teacher : Good Morning
Students : Morning sir
Teacher : How are you today?
Students : I am fine, and you?
Teacher : I am very well thank you

- 8) The teacher Check student attendance as a disciplinary attitude.

In the third meeting the result of this this activities are same The teacher did the activities very good, it means that the teacher gave best way in the pre-teaching before the teaching learning process was gun

b. Whilst teaching

- 1) before continuing the next material. The teacher asks students.

Teacher : do you still remember yesterday's lesson?
Students : yes sir
Teacher : and do you still remember the material about handwriting?
Students : yes sir

- 2) After that the teacher reviews the descriptive lessons again and review about handwriting
- 3) The teacher tells students to form groups
- 4) After students understand the teacher gives assignments to students. The teacher asks students to make descriptive text using handwriting but the first time the teacher gives an example of making text using handwriting.



- 5) After students complete their group assignments. The teacher tells them to gather up front and the teacher assesses their assignment.

In the whilst teaching, the result is the teacher did the activity in the whilst-teaching good. The teacher review again the material and teacher ordered students to make descriptive text using handwriting but teacher also give the example of the material before students make it.

c. Post teaching

This section is the last point in teaching learning process based on the observation, the teacher closed the teaching activities by greetings and questions.

- 1) The teacher give reflection about the material

Teacher	:Any question about material today?
Students	: no sir
Teacher	:well, because the time is over, let's close this lesson with saying hamdalah together.
Students	:Alhamdulillahirobbil alamin

- 2) The english teacher give the motivation to the students to study hard in studying english and the teacher tells students to keep practicing at home so they understand more and read lost of books.

- 3) The teacher closed the material by saying salam together.

Teacher	: see you to the next meeting, wassalamualaikum wr.wb
Students	: waalaikumsalam wr.wb

The researcher can conclude that the teacher is success in teaching learning process especially make descriptive text using

handwriting. When teacher give spirit in the class so the the sstudents more spirit to write(make a text)

2. The the Advantages and Disadvantages in Using Handwriting Practice Videos on the Study of Descriptive Text at Ten Grade of Senior High School Sumber Bungur

In this the researcher will discuss about the advantages and disadvantages in using handwriting practice vidio on the descriptive text at ten grade of senior high school sumber bungur, the researcher collect the data by interviews, observation, and documentation, the researcher does observation by visiting the class and follow the materials, and takes documentation from the english teacher and students when teaching learning process and doing interview. The researcher did the interview to english teacher and the students the ten grade of senior high School Sumber Bungur

Here are the finding advantages and disadvantages in using handwriting practice vidio on the study of descriptive text at ten grade of senior high school sumber bungur, the researcher interviewed students regarding the responses of english teacher that were taught by mr. Hasib S.Pd

(I really like english lessos. I feel very happy when learning english especially material about handwriting practice's vidio, where using vidio can improve students understanding of learning, so with that students enthusiam in learning in accordance with teacher expectations. Other than that the material can fully involve our brain because writing is more important than typing. Writing can get

ideas and new ideas, therefore I really like english lessons).⁴⁷

From the statement above, the researcher got the point that the students fell happy in teaching learning handwriting video because using video can improve students understanding and also write use handwriting can fully involve our brain because writing is more important than typing.

(I myself am not too fond of english lessons or descriptive text lessons using handwriting. Because for me using media like that takes a lot of time and is hard work so I think it's better to type than write. But on the other hand the benefits of writing are very many for students. Writing can also foster new ideas and ideas from them. And also writing text using handwriting is very unique and new to me.).⁴⁸

From the statement above, student said using media like handwriting video or make text use handwriting is a lot of time and is hard work but in other hand student said writing have many benefits, writing also foster new ideas and ideas from them and also writing text using handwriting is very unique.

(I really like descriptive text lessons because descriptive text can help me better understand how to make text correct and neat. I understand more can not understand when the teacher explains in the class. But I also experienced some difficulties during the lesson. That is like a new media that is applied by the teacher in the classroom because before we never used the media so the first time I feel difficulty with the use of the media. But after using the media several times it turns out that the

⁴⁷ Interview with Ach yasir on Saturday 10, February 2020 at 06:50, at MA Sumber Bungur

⁴⁸ Interview with ach dani wahyudi on Saturday 10, February 2020 at 07:00, at MA Sumber Bungur

media has many benefits including slow down mental aging and unleashes creativity.⁴⁹

From the explanation above, the researcher concludes that students really like descriptive texts lessons because they can help them better understand how to make text correct and neat. First the students do not understand the teacher explanation of the media but after several times the teacher implements in the class the students becomes understood

(Ireally like english lesson and I always understand when the teacher explains in front. The difficulty I experienced was when writing text using handwriting because I had never written it hat way before but because my teacher helped me use it then I could make text using handwriting)
50

From the explanation above, the researcher concluded that students always understand what the teacher explained before but students also experience some difficulties with the use of the media because they have never used the media. But the teacher always helps students so students can make text using handwriting

(I like english lessons because english is a foreign language for me, I also like how to teach teachers in class because it is easy for children to understand about handwriting and descriptive text lessons).⁵¹

⁴⁹ Interview with firtiyatus zahrotun nisak on Saturday 10, February 2020 at 07:10, at MA sumber bungur

⁵⁰ Interview with maftuhah aini on Saturday 10, February 2020 at 07:20, at MA sumber bungur

⁵¹ Interview with wasilul khoir on Saturday 10, February 2020 at 07:30, at MA sumber bungur

From the explanation above, student said english is a foreign language for student, and students like teacher teach in the classroom, the teacher also can make students enjoy in the class so students eazy to study.

(I quite like english lessons because english teachers at this school are good and can make children quickly understand the lesson. The difficulty I experienced when learning to make descriptive text using handwriting).⁵²

From the explanation above, the researcher conclude that english teacher in this school are good and make students understand the material in the class.

(I quite like english lessons because for me english is the language I should know. (international language). When the teacher tells me to read the text in front and the teacher reprimand my mistakes then I understand more about handwriting and descriptive text.⁵³

From the explanation above, english is a language that must be known and understood because english is an international language

(I really like english lessons, I feel happy when learning english. When the teacher explains in front of me I always understand the teacher explanation and I like new knowledge. Therefore I always listen to the teacher's explanatiuon in frount so that I understand. In this english lesson the teacher uses a new medium, handwriting this media is very good for students because it can improve their handwriting skills. Besides painting by hand can also stimulate our brains).⁵⁴

⁵² interview with nurul aandawiyah on Saturday 10, February 2020 at 07:40, at MA Sumber Bungur

⁵³ Intrview with rizkiana dewinta sari on Saturday 10, February 2020 at 07:50, at MA Sumber Bungur

⁵⁴ Interview with jusniyeh on Saturday 10, February 2020 at 08:00, at MA Sumber Bungur

From the explanation above, students are very good at learning english, students always understand the teacher explanation in the class. Students like new knowledge therefore students always listen to the teacher explanation. The media is very good for students because with this can improve their writing skill and lso stimulate the brain.

(I love english lessons, I also always understand that every teacher give new material, because the way to teach is not boring which makes it easier for me to understand).⁵⁵

From the explanation above, students love english lessons, students always understand because it is the way of teaching a teacher that makes students enjoy in class.

(I really like this descriptive text lesson because every descriptive text lesson we are told to make text about objects, Someone, and also a friend and I really like when make stories. But the difference in this descriptive text lesson is that the teacher uses another medium, handwriting the begining when we learn to use this media is difficult but the teacher always helps us to get through it.⁵⁶

From the explanation above, the researcher conclude that the students like when study about descriptive text because the teacher ordered students to make text about someone, something, somewher although the teacher use other media but teacher always help students in the class.

(I quite understand when this handwriting lesson is because the teacher always helps our difficulties when in class. The teacher always tell us to make stories so that in the end we really understand and we can get new ideas

⁵⁵ Interview with rizal muhaimin on Saturday 10, February 2020 at 08:10, at MA Sumber Bungur

⁵⁶ Interview with mirta alfianaa putri on Saturday 10, February 2020 at 08:20, at MA Sumber Bungur

from writing. Besides hand writing can sharpen our brains and can also make our skills increase in the field of writing by so let' to write.⁵⁷

From the explanation above, the researcher conclude that the teacher always helps students have difficulty in class, students say that writing can improve writing skills.

(I like english lessons from the time I sat on the Sd until now, the first to be able to love the pitcher, we have to love the teacher firts ecause there is a saying (not familiar than not dear) when we already love our teacher, it will be as difficult and difficult as the lessons, it will feel as easy and easy as this handwriting lesson, because for us typing is better than writing, however, if we know that there are benefits of typing with the beenefit of writing more benefits of writing include sharpening our brain, growing new ideas in our brain, increasing our writing skills and also our writing is better root if we write our hands every day.)⁵⁸

From the explanation above, the researcher conclude students love english from elementary school until now. Students feel happy with the handwriting lessons. The first time students thought that typing was better than writing but they knew that writing had more benefits than typing.

(language is very important in our lives, if we do not know about language then we do not know how to speak the correct and polite way in my opinion, escpecially english, english is the language of the world. (international laanguage) with english or we know to speak english we can talk to any stranger because of the language they use when meeting other people they use english, therefore I really like learning english and in every english lesson I always refute the teacher's question, english does look

⁵⁷ Interview with surtuvil Laila on Saturday 10, February 2020 at 08:30 , at MA sumber bungur

⁵⁸ Interview with nuryatul karimah on Saturday 10, February 2020 at 08:20, at MA sumber bungur

very difficult for beginners but if we explore these lessons anyone will be happy when learning english.⁵⁹

From the explanation above, the researcher conclude english is a world language so we must know that we can talk to strangers because the language they use is english From the interviewing, researcher can reviewed that students like the way of teaching teacher in class which makes them easy to understand, and students feel enjoy when learning in class. The researcher also interview with teacher.

The difficulty that I often experience when teaching in class is when I teach children do not understand my language or their vocabulary is minimal, therefore I use two languages namely indonesian and english. The media I use in the class is vidio handwriting practice media. The reason I use this media is very helpful and makes it easy for students to understand and make descriptive text using handwriting, besides that the media has advantages and disadvantages, the advantages of using media in my opinion as I experienced in the classroom is to train students ability to gain knowledge new. Train students ability to make descriptive text using handwriting. Develop their writing skills. While the disadvantages in my opinion is that when children are not ready to learn, students will feel lazy to learn in class and their writing skills are minimal so that it makes them difficult to write.⁶⁰

Based on the result of the interview with the english teacher the researcher can conclude that the english teacher at ten grade of MA Sumber Bungur implement handwriting practice's vidio on the descriptive text

⁵⁹ Interview with amalia fitri salsabila on Saturday 10, February 2020 at 08:30, at MA sumber bungur

⁶⁰ Interview with sir hasib on Saturday 10, February 2020 at 08:30, at MA sumber bungur

B. Discussion

1. The Implementation of Handwriting Practice's Vidio on the Descriptive Text at Ten Grade of Senior High School Sumber Bungur

Handwriting practice vidio is actually audio motion visual (audio media visual motion) which has sound, movement and shape of object. Learning media is a tool to help learning activities in it there is a message and is presented in an interesting manner so that it can be interesting students attention in learning, media learning is everyting that is used to channel messages as weel can stimulate the mind, feelings, attention, and will of the learning so that it can encourage the learning process that is intentional, purposeful,and controled, based on these definitions, learning media have great benefits in helping students learn the subject matter.

Learning media can be used as a choice for teachers to achieve goals education. the teacher must choose appropriate and appropriate learning media for learning activities. Media education is used in the framework of communication and interaction of teachers and students in learning process. Learning media can clarify the presentation of messages and information so that it can expedite and improve the process

and learning outcomes. In video handwriting, the media mediates between teachers and internal students interact.⁶¹

The process of handwriting practice video Effective handwriting instruction, experts say, should focus on the three process of handwriting; letter formation (form and slant). Size, and spacing, when teaching handwriting, teacher focus on three process.

The form and slant of specific letters will depend on the style of handwriting being taught. Whatever style you are teaching, however, children first must learn the starting and stopping point of each letter. That can be accomplished by having children trace the letters with their index fingers before they begin writing. The following resources illustrate proper letter formation for some of the most popular handwriting style

Postur and paper position also are important to ensure correct letter formation and slant. Students should sit upright with both feet flat on the floor, placing the paper at a 45 degree angle toward the writing-arm side of the body and tilting it to conform to the position of the writing arm's forearm. See handwriting an illustration of proper posture and paper placement.

Letter size more accurately, letter proportion-is fairly consistent across handwriting styles, similiary-shaped letters should be the same letters (a, c, e, i, m, n, o, r, s, u, v, w, x, z) sould be half the size of

⁶¹ Ahmad Faizal Ginanjar Pengaruh penggunaan media video handwriting dalam meningkatkan hasil belajar siswa pada mata pelajaran matematika (Cianjur; Universitas Pendidikan Indoneia, 2016)

ascenders (g, j, p, q, y) capital letters should be about the same height as ascenders.

Proper spacing includes both spacing between letters and spacing between words, the space between each letter in a word should be the same. The space between each word also should be consistent. Students can use their pinkies to measure the correct distance between words.

Proper grip of the pen or pencil is another important aspect of good handwriting. Instruct students to hold the pen or pencil close to the writing tip with the thumb and index fingers. The middle finger should be curved under the writing utensil, with the utensil resting lightly on the area between the tip and first knuckle. The fourth finger and pinky should be curved in toward the palm. See handwriting for writing tips and an illustration of proper pencil grip.⁶²

Writing is one of language skills which needs more practice. It is a complex and time consuming process. We can learn to speak naturally on the other hand, writing is culturally specific we learn to write if we are members of literate society, and usually only if someone teaches us.⁶³

Writing does not only compose word by word to be sentence, combine the sentence to the paragraph, and combine paragraphs to be an

⁶² [Medcraveonline.com/FRCIJ/the- process of handwriting](http://Medcraveonline.com/FRCIJ/the-process-of-handwriting)

⁶³ Siti Azizah, *Writing The Process Of Writing An Essay* , Page. 2

essay, but it also needs unity and coherence to deliver message, idea, or thought what the writer is going to discuss.

The process of writing is not easy to do, and it does not only do in one step action, it is an ongoing creative act. When you first write something, you have already been thinking about what to say and how to say it. Then after you have finished writing, you read over what you have written and make changes and correction. You write and revise and write and revise again until you are satisfied that your writing expresses exactly what you want to say.

Handwriting is analyzed by structural graphic elements in order to derive information about the writer's personality. With the aid of graphology theory, graphologists identify the qualities, traits, attitudes, sentiments or postures that seem indicated in the handwriting

Handwriting is included in the image, so that recognition can be performed through the stages of conversion of images into numerical vector, image processing for quality improvement, followed by feature extraction and pattern recognition. Several research handwriting analysis automatically with the aid of a computer without the human intervention to predict personality traits have been conducted. Some of them, using baseline, the pen pressure and the height of the T-bar on the stem of the

letter ‘t’ are considered for predicting the personality of the writer determined recognition accuracy against graphology test manually.⁶⁴

. Descriptive text Descriptive text is concluded that the descriptive text is identical with outlining the traits of something. Descriptive text is one type of text that aims to depict or describe a person, object, place. Descriptive text is a text which says what a person or a thing is like. Its purpose is to describe and reveal a particular person, place, or thing.” (The text that describes a picture of a person or object. The goal is a portrait or reveal people, places or certain objects).⁶⁵

Mr. Hasib S.Pd. using this media makes it easier to teach, which makes students active in the learning process in the classroom such as when students complete assignment or study independently, and this media really helps students and students better understand handwriting lessons. In addition, he also said that the selection of instructional media should be considered well because it is very influential in the learning process in class.

2. The Advantages and Disadvantages in Using Handwriting Practice Videos on the Study of Descriptive Text at Ten Grade of Senior High School Sumber Bungur

⁶⁴ Esmeralda C, Djamal recognition of handwriting based on signature and digit of character using multiple of artificial neural networks in personality identification (UNJANI cimahi Indonesia 2013) page 1-2

⁶⁵ David gunarso, belajar praktis bahasa inggris, (viva pakarindo 2013), p.45-47

a. Advantages

As a learning media, handwriting practice's video has several advantages, namely

1) Increase learning comprehension

Taking notes on a laptop may be a lot faster-but research proves that those who take notes by hand actually remember more of the information than those who don't.

One study found that students who took notes by hand had a greater understanding of a lesson than those who took notes on a computer-even though they were able to type out more information.

2) Fully engages your brain

Writing requires that you use more of your motor skill, and a collection of links around your brain called the "reading circuit" this activates more parts of our brain than typing ever could

3) Calm the body and nerves

Writing can actually calm your brain down, which makes it a perfect winding-down activity at night. According to graphologist and handwriting expert Dr. Marc seifer, "jotting down a sentence like, I will be more peaceful at least

20 times per day can actually have an impact, especially on those with attention deficit disorder”

It also helps keep you more focused, which will naturally un-frazzle your brain from distraction.

4) Slow down mental aging

Because of writing’s aforementioned abilities to help you remember information. It is a great tool for helping people retain their memory as they age. Practicing brain-flexing tasks like writing by hand can help keep our minds sharp.

5) Unleashes creativity

Since writing puts to work more parts of your mind than typing, it encourages more creativity.

6) Eases depression and anxiety

When you are feeling sad or stressed sometimes materializing your thoughts by writing them out can be an amazing therapy.

Writing by hand, particularly in cursive, is rhythmic, so it helps your erratic thoughts get in a calming flow.

And since you connect to words more when you write them out, you can also process a problem more easily when you put it to paper.

7) Enhances focus

This one is a no brainer-typing on a computer means that you are inches away from the endlessly entertaining internet.

That is much easier to get distracted, instead of getting any typing done, if you need to tame your short attention span, writing by hand will help keep you focused.

8) Stimulates the brain

We use different sides of our brain, whether we are being calculative or artistic. But writing by hand, especially in cursive, actually taps into both sides of our brain, because of its loopy, artistic nature. How deeply we tap into each side of our brains is different for each individual, but stimulating either side with writing is extremely beneficial for your artistic/ problem-solving abilities.⁶⁶

b. Disadvantage

1) Hard work

When you write very long text, you feel pain of finger and consume a lot of time. So you will think that I would rather typing than hand.

2) Consuming a lot of time

⁶⁶ www.littlethings.com/benefits-of-writing-by-hand

Present day many texts are written by typing but I can say that our handwriting is good because it has more advantage than disadvantage. So we have to use handwriting more and more.

- 3) Cannot reduce and enlarge the writing or cannot choose the font of the writing

Writing by hand is difficult to enlarge or reduce writing. As is the case with typing. Various types of font sizes can be selected, ranging from the smallest to the largest. So that in one page we can use various kinds of writing sizes easily. There are also choices to make italic (bold), bold (bold) and with a line underneath (underline)

- 4) Not easy to delete writing

If there is something wrong with hand writing, then the word must be deleted, either crossed out or polished with a “correction pen” if the computer just presses the “delete” button and everything is ok and not dirty.

- 5) Not easy to use various types of writing characters.

On our computer it's so easy to change the font (font) according to taste. Try if handwritten, guaranteed to have trouble making a variety of attractive fonts. ⁶⁷

⁶⁷ Puteka85.blogspot.com